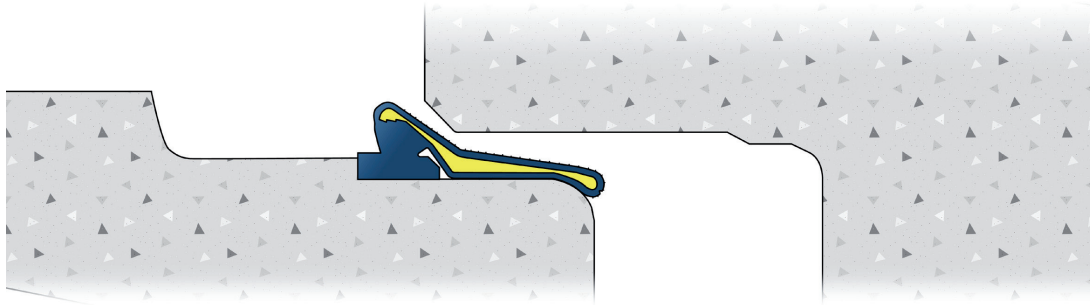


# Forsheda 146



## General Application

Forsheda 146 is a one-piece compression seal with a pre-lubricated sliding mantel for use on the spigots of concrete pipes, primarily intended for concrete sewers.

## Seal design and Function

The seal is designed as a sliding seal that is placed on the spigot end of the pipe. The F-146 seal is easy to handle as the lubricant is enclosed within the sliding mantel. The seal is compressed when the spigot is inserted into the socket, creating a positive seal under both internal and external pressure.

The mantel rolls over the seal during jointing, reducing friction to a minimum and acts as a cushion between socket and spigot limiting differential movement under transverse shear loads once the joint is completed. The design optimises joint performance and provides an exceptionally high level of operational reliability.

## Seal performance

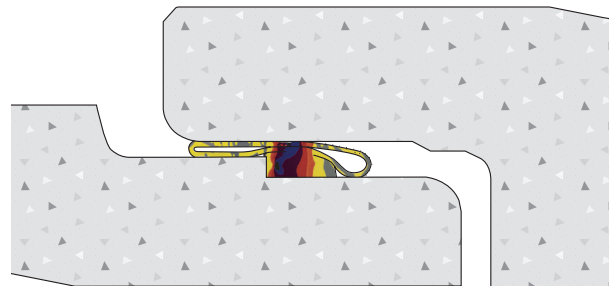
The F-146 seal is pre-lubricated in the factory and no additional lubrication is needed on site resulting in easier pipe jointing due to low assembly force. The F-146 seal meets the requirements of all relevant current European standards.

Test reports are available from Trelleborg Pipe Seals on request.

## Material

- Synthetic rubber
- Hardness 40±5 IRHD
- Approved in accordance with EN 681-1
- Protected against ozone
- Oil resistant grades are available on request

Detailed material specification is available from Trelleborg Pipe Seals on request.

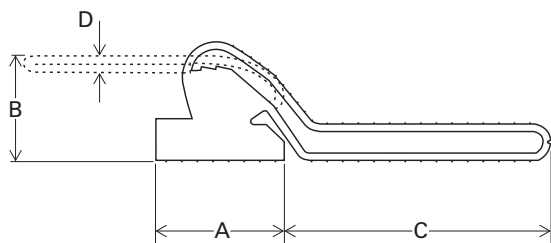


## Quality Assurance

- SS-EN ISO 9001:2000
- British Standard "Kitemark"
- CE-marking

### Seal Marking and Box Labels

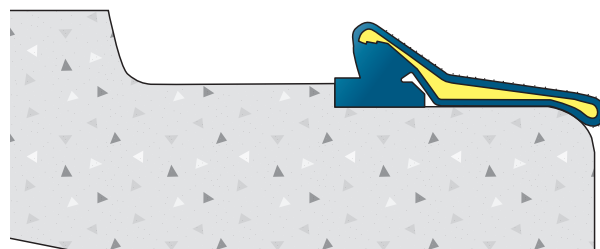
Each seal is marked with seal dimension and the date of manufacture. The box is labelled with the corresponding data.



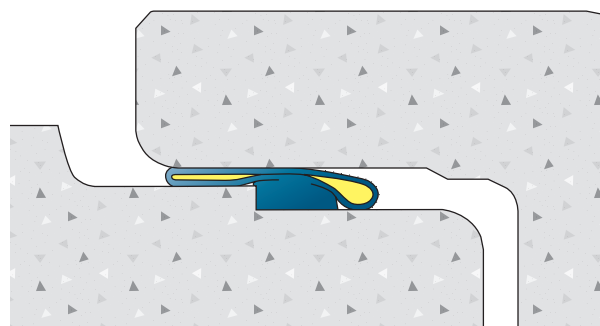
### Example of sizes

A, mm	B, mm	C, mm	D, mm	Joint gap
17,0	13,5	25,0	2,5	8,4±1,3
21,5	16,5	30,0	2,5	10,25±1,55
23,0	18,5	33,0	3,3	11,4±1,75
23,0	18,5	47,0	3,3	11,4±1,75
26,5	20,0	55,0	3,2	12,3±1,95
29,5	22,5	69,0	3,2	13,6±2,15
32,5	24,5	40,0	3,5	14,9±2,3
32,5	24,5	69,0	3,5	14,9±2,3
37,0	28,0	65,0	4,6	17,1±2,6
39,0	30,0	67,5	5,0	18,2±2,9
42,3	32,0	60,0	5,2	19,3±3,0
44,9	34,0	63,7	5,4	20,5±3,2
47,6	36,0	67,5	5,8	21,5±3,5

### Pipe Assembly



1. Stretch the seal onto the spigot and position against the shoulder as shown. Equalise the stress in the seal by lifting and releasing the seal at several points.
2. Center the spigot into the socket and assemble.



Please contact Trelleborg Pipe Seals for technical advice and joint design recommendations to meet your performance requirements.

Pipes with Forsheda 146 shall always be laid in accordance with applicable standards and regulations.

**FORSHEDA**

Example of authorities Trelleborg Pipe Seals cooperates with:



**TRELLEBORG**

Trelleborg Pipe Seals Lelystad B.V.  
 P.O.Box 62, 8200 AB Lelystad, the Netherlands. Visiting address: Pascallaan 80, 8218 NJ Lelystad, the Netherlands.  
 Tel: +31(0)320267979, Fax: +31(0)320267980.  
[www.Trelleborg.com/pipeseals](http://www.Trelleborg.com/pipeseals)